

Earth 2/3 MI 2126

Earth Resistance Tester



Reliable measurement results also at presence of stray currents and at high test probe resistance

Earth resistance measurement

- 2-pole and 3-pole measurements.
- Reliable measurement results also at presence of stray currents.
- Outstanding repeatability of measurement results also in case of high test probe resistance at various earthing structures (e.g.: asphalt, sand, stone).
- Warnings for out of limits results and incorrect test conditions.
- Auto power-off.

Technical specifications

Earth Resistance

(two and three point method)

Display range: 0 ÷ 19.99 kΩ

Resolution: 0.01; 0.1; 1; 10 Ω

Basic accuracy: ±(2 % + 10 digit); (0 ÷ 2 kΩ)

Test voltage: <40 V / 125 Hz / sine wave

Short-circuit test

current: <20 mA

High noise

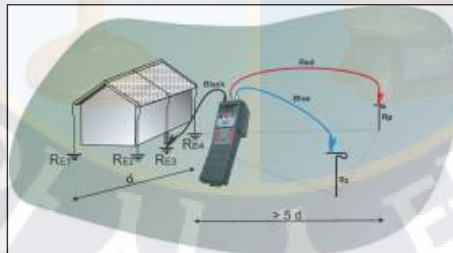
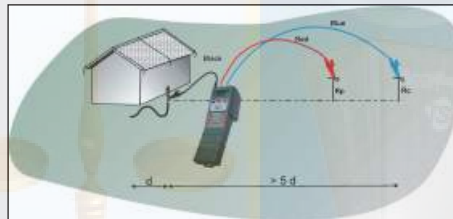
rejection: yes

Potential and

current probe

resistance test: yes

Nominal frequency: 50 / 60 Hz



Example of a three point test method where the earth test rods are connected either in straight line ($b = 2 \times a$) or the test rods are connected in three angle ($b = a$).

General specifications

Power supply voltage: 6 V d.c. (4 x 1.5 V battery IEC Lr14)

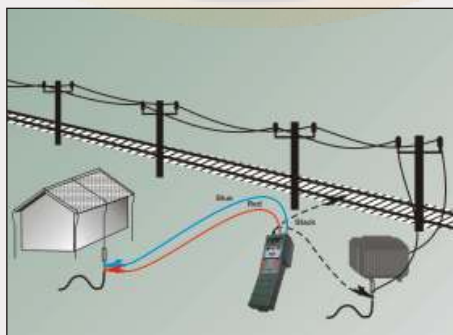
Protection classification: double insulation

Protection degree: IP 40

Power consumption: 5 VA

Dimensions (w x h x d): 280 x 70 x 80 mm

Weight: 410 g



Example of a two point test method where the independent good earthing system is used as a reference connection to the ground.

Standard Set

Part No. MI 2126



- Instrument Earth 2/3
- Carrying strap
- Test lead 4.5 m, (black)
- Test lead 15 m, (red)
- Test lead 20 m, (blue)
- Earth test rod, 2 pcs
- Instruction manual
- Declaration of conformity
- Production verification data
- Declaration of warranty

Standards applied:
EN / IEC 61557-5
DIN / VDE 0100
BS 7671, 16th Edition
CEI 64.8
EN / IEC 61010-1